

PERRY

RESULTS FROM A STATEWIDE SURVEY

# A Survey of Georgia Residents: State of the State

—

JUNE 2022

UNDEEM

# Background.

The survey was sponsored and conducted by PerryUdem, a non-partisan public opinion research firm. It is part of a two-state study (NC and GA) looking at how residents feel about their state, the challenges they see and personally experience, the costs they are struggling with, and their policy priorities. North Carolina results are reported elsewhere.

# Methods.

This was a 15-minute statewide survey of adults 18 and older living in Georgia that fielded May 27 – June 9, 2022. The survey was conducted online with YouGov.

In all, 700 adults 18 and older participated, including 258 Black adults and 100 Hispanic/Latino adults.

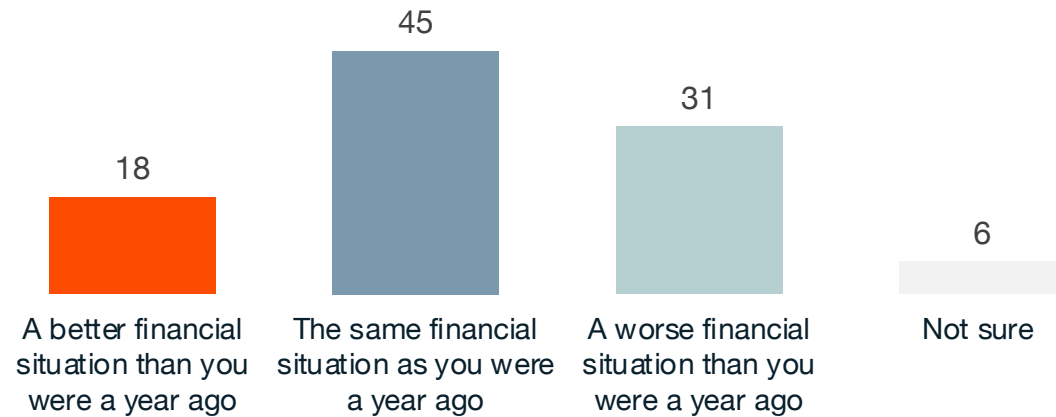
The margin of sampling error for total results is  $\pm 4.72$  percentage points.

**Personal Struggles.**

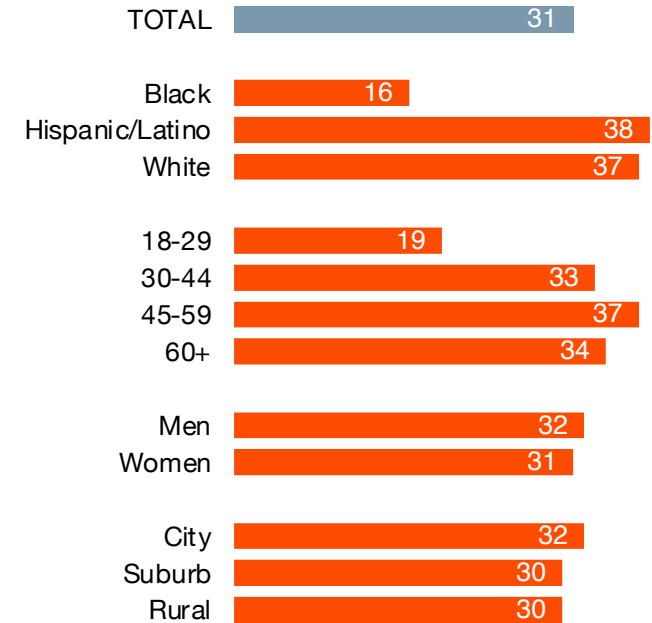
# 3 in 10 Georgia residents say they are doing worse financially than a year ago.

Only 18% say they are doing better.

Q: Would you say that you and your family are in...

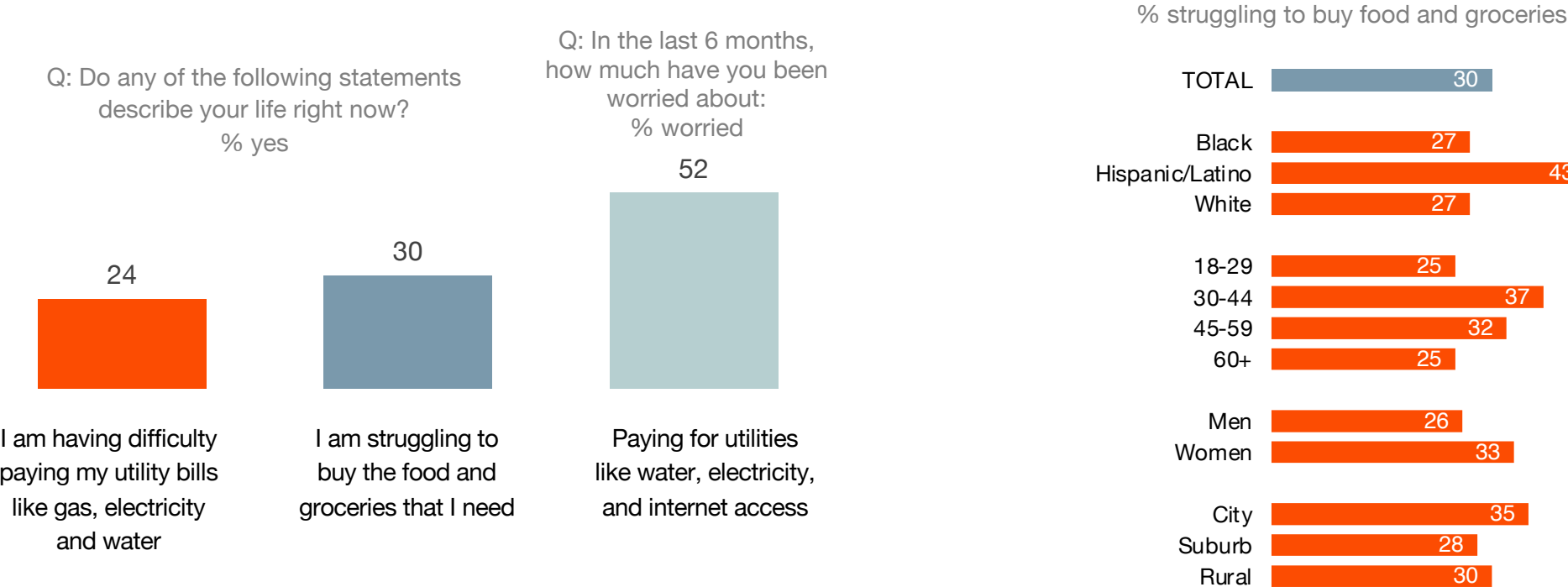


% in worse financial situation



# 3 in 10 Georgia residents say they are struggling to buy food right now.

Hispanic/Latino residents are much more likely to be struggling to buy food currently. Half are worrying about paying for utilities.



**More than 4 in 10 Georgia residents have worried about their mental health in the last 6 months. Even more are worried about the mental health of a loved one.**

**44%**

Say in the last 6 months they have worried about their mental and emotional health.

Black	48%
Latino/Hispanic	57%
White	39%
Democrat	56%
Independent	33%
Republican	35%

**53%**

Say in the last 6 months they have worried about the mental and emotional health of someone close to them.

Black	54%
Latino/Hispanic	65%
White	50%
Democrat	60%
Independent	46%
Republican	51%

**38%**

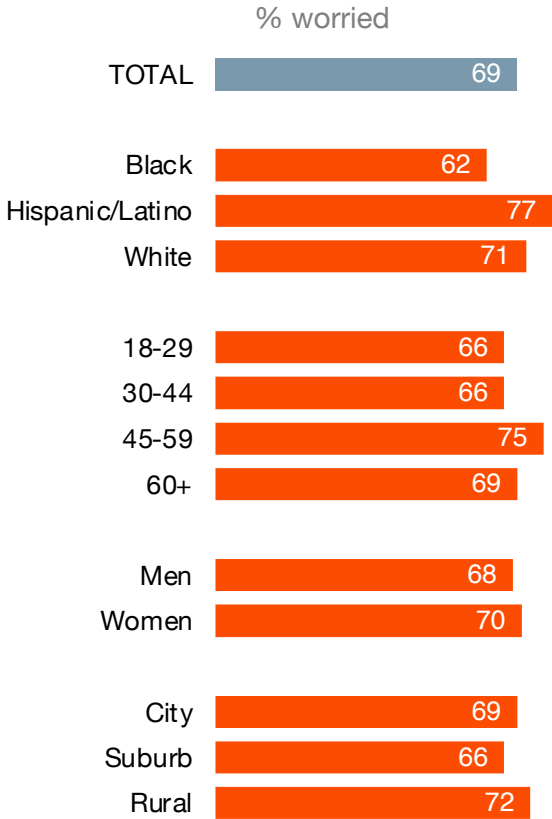
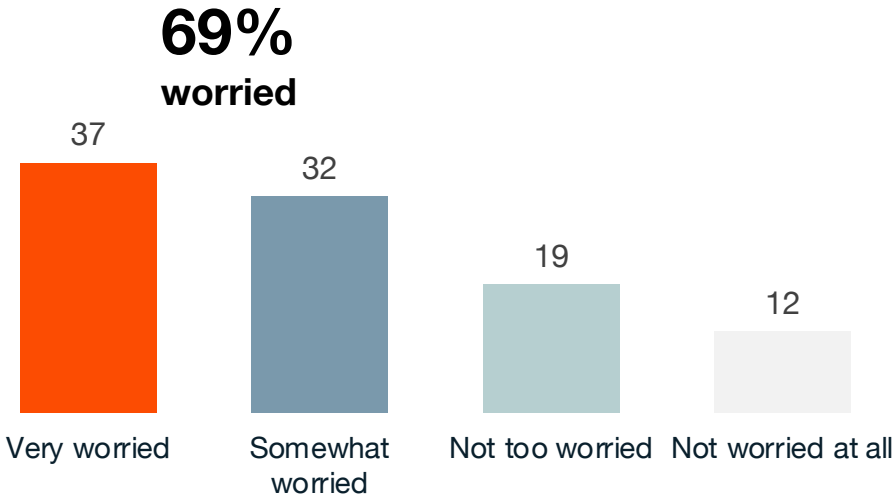
Say “I am feeling more anxious and depressed these days.”

Black	33%
Latino/Hispanic	53%
White	38%
Democrat	42%
Independent	31%
Republican	37%

# 7 in 10 say they have worried about the cost of transportation during the last 6 months.

This is a worry particularly for Hispanic/Latino residents.

Q: In the last 6 months, how much have you been worried about the cost of transportation?





# 6 in 10 say they are tired of just “getting by.”

Hispanic/Latino state residents are most likely to feel this way.

Q: Do any of the following statements describe your life right now?

## 62%

---

Say “I am tired of just getting by, I want to thrive.”

Black	65%
Latino/Hispanic	77%
White	57%
Democrat	67%
Independent	61%
Republican	59%

## 41%

---

Say “no matter what I do, I just can’t get seem to get ahead.”

Black	39%
Latino/Hispanic	56%
White	40%
Democrat	42%
Independent	38%
Republican	46%

**State Challenges.**

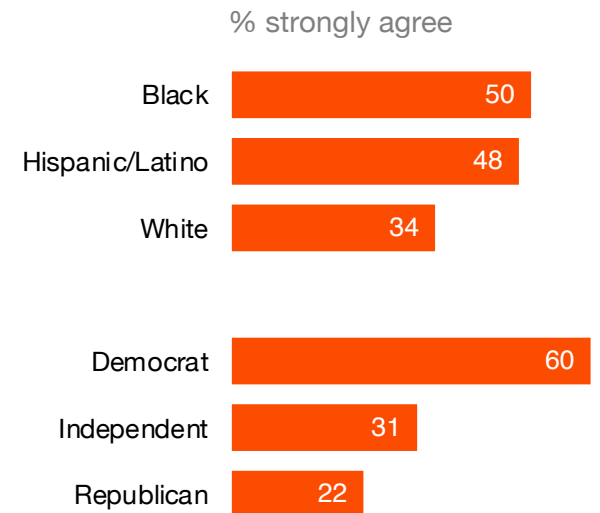
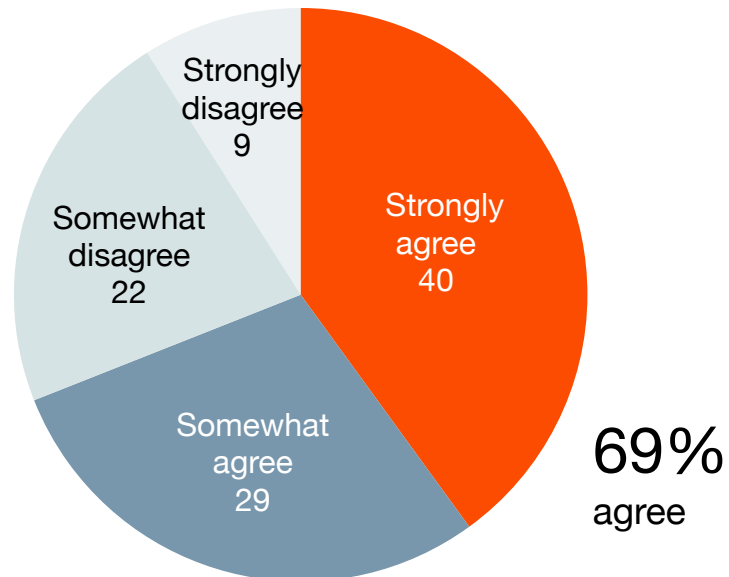
# 4 in 10 say the state's economy is headed in the wrong direction and 7 in 10 feel the economy has left too many people behind.

Black and Hispanic/Latino residents, along with Democrats, are most likely to agree the state's economy has left too many people behind.

Q: Indicate whether you agree or disagree with the following statements: "Our state's economy has left too many people behind."

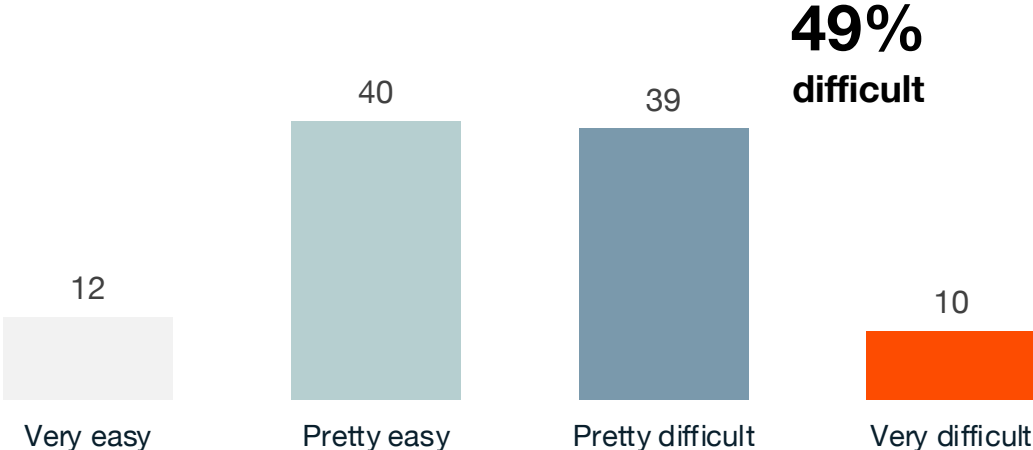
# 45%

Say economic conditions in Georgia are "heading in the wrong direction."



# Half say it is hard to find good paying jobs in their communities.

Q: In general, is it easy or difficult to find good-paying jobs in your community? Would you say it is...



## Affordable housing is an issue for many Georgia residents.

85%

---

Feel over the past 5 years housing in the state has become less affordable.

59%

---

Think a lack of affordable housing is a major problem where they live.

40%

---

Say they would like to move but rents and mortgages in their area are too high.

92%

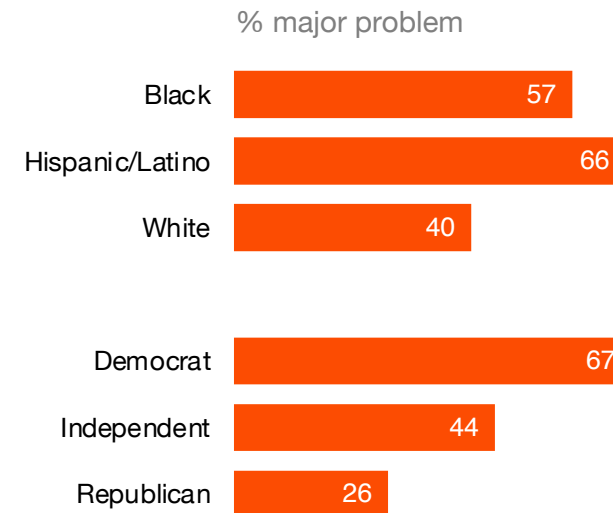
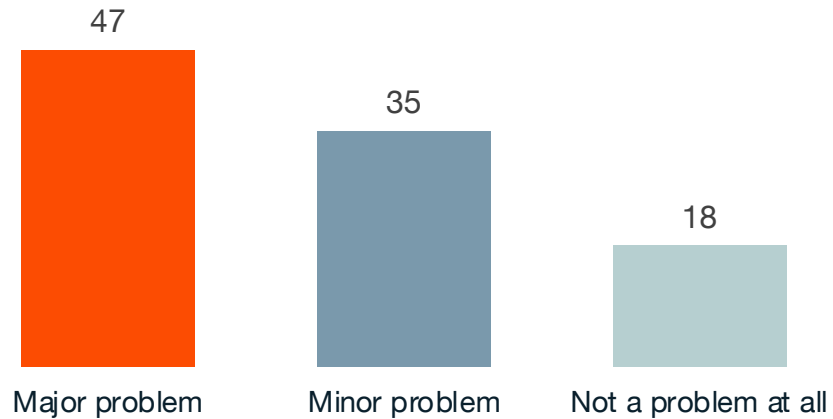
---

Agree more Americans are going to struggle to be able to buy a house in the future.

# Most see income inequality in the state as a problem.

Black residents, Hispanic/Latino residents, and Democrats are more likely to see income inequality as a major problem.

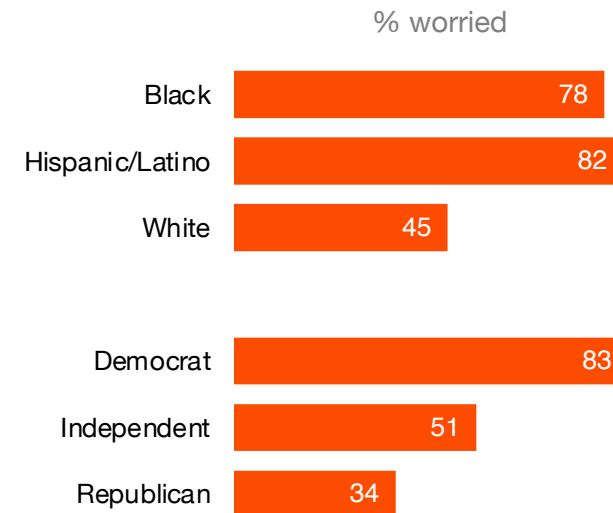
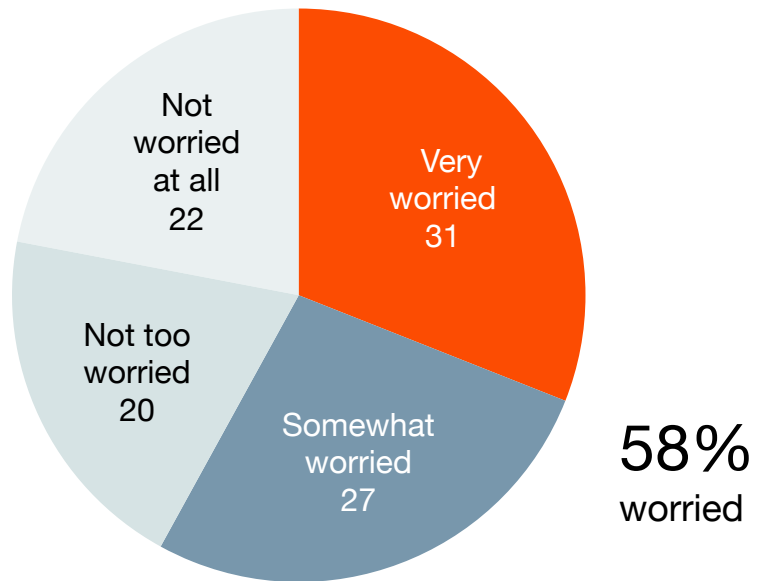
Q: How much of a problem do you think income inequality is in Georgia?



# Nearly 6 in 10 say they have worried about racism recently.

Democrats, Black, and Hispanic/Latino residents have been worried about this the most.

Q: In the last 6 months, how much have you been worried about racism and discrimination?



# Three-quarters agree misinformation is a major problem in Georgia and two-thirds support action to curb it.

76%

Agree misinformation is a major problem in Georgia.

Black	79%
Latino/Hispanic	75%
White	73%
Democrat	88%
Independent	74%
Republican	68%

67%

Support elected officials passing laws intended to curb misinformation on social media.

Black	72%
Latino/Hispanic	75%
White	64%
Democrat	86%
Independent	56%
Republican	58%

53%

Say they don't trust the news they hear and read anymore.

Black	32%
Latino/Hispanic	53%
White	65%
Democrat	29%
Independent	54%
Republican	79%

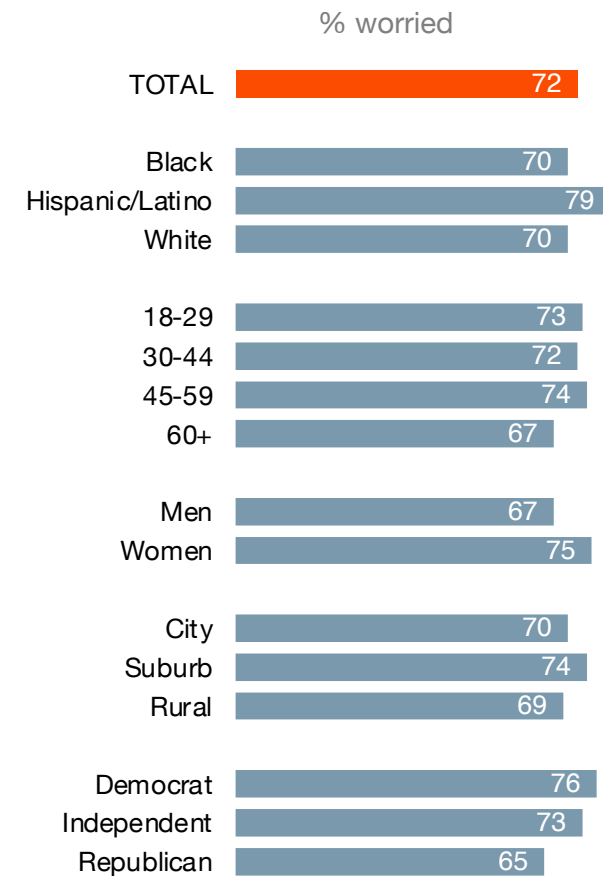
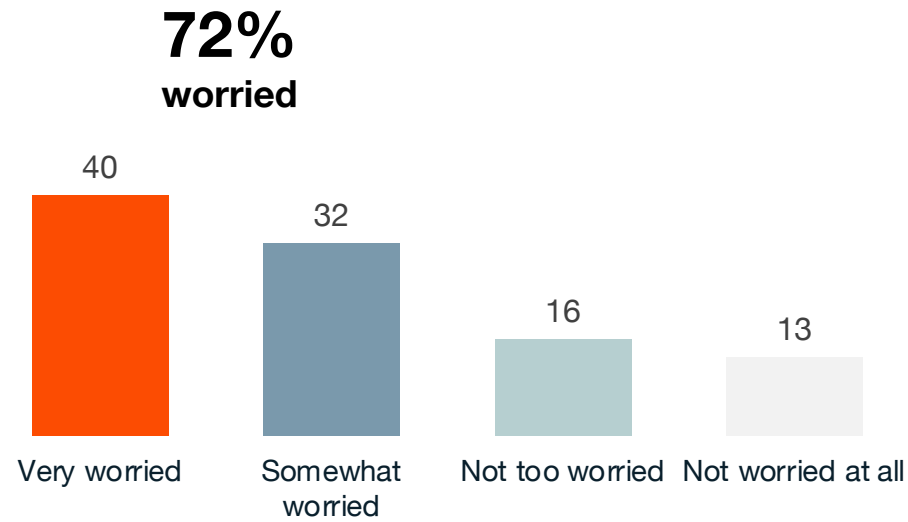


**Healthcare Costs + Medicaid Expansion.**

# 7 in 10 Georgia residents have worried about the cost of healthcare in the last 6 months.

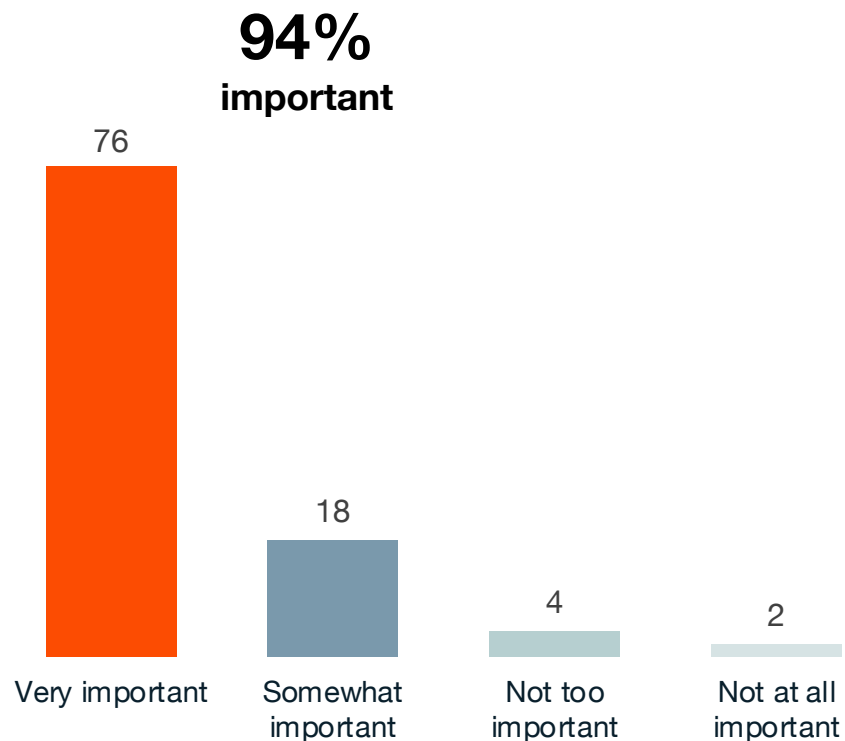
Hispanic/Latino residents have been most worried.

Q: In the last 6 months, how much have you been worried about the cost of healthcare?

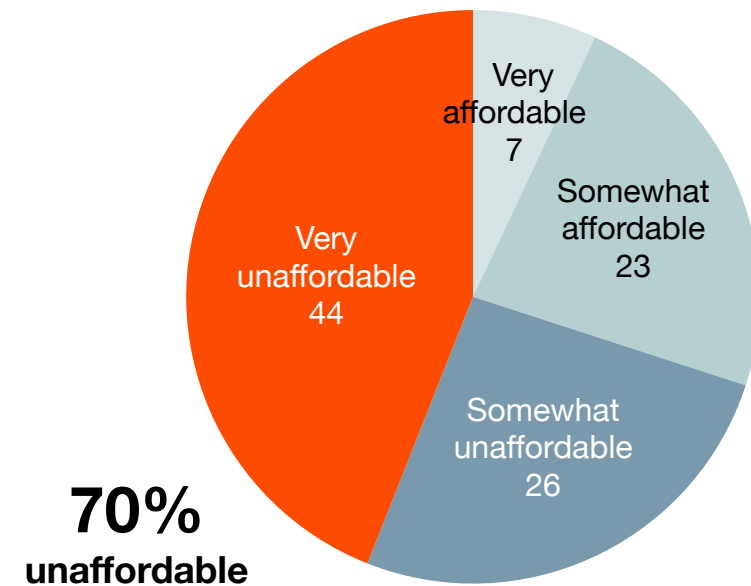


# Almost all feel health insurance is important these days but 7 in 10 say it is not affordable for someone who has to buy it on their own.

Q: How important is it to have health insurance these days? Is it...



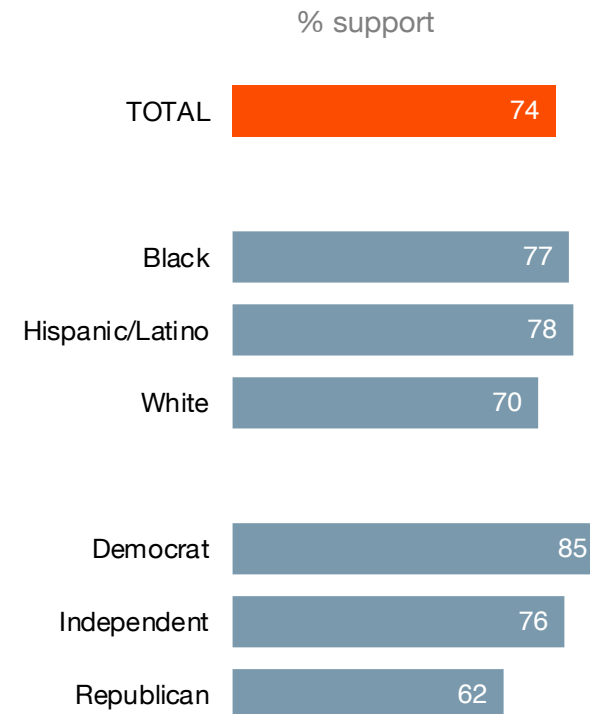
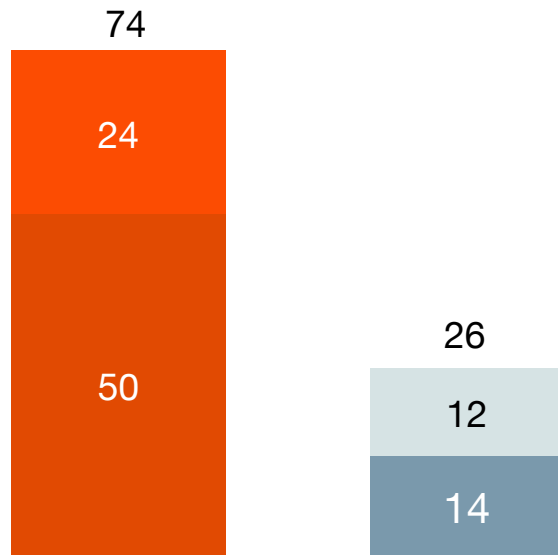
Q: Generally speaking, if someone in Georgia has a change in their life (i.e., loses a job, new health situation, etc.) and has to buy insurance on their own, do you think that private health insurance is...



# Three-quarters of Georgia residents support Medicaid expansion in the state.

Medicaid expansion in Georgia has bipartisan support.

Q: Do you support or oppose the state expanding Medicaid so that more low-wage Georgians can get affordable health coverage?

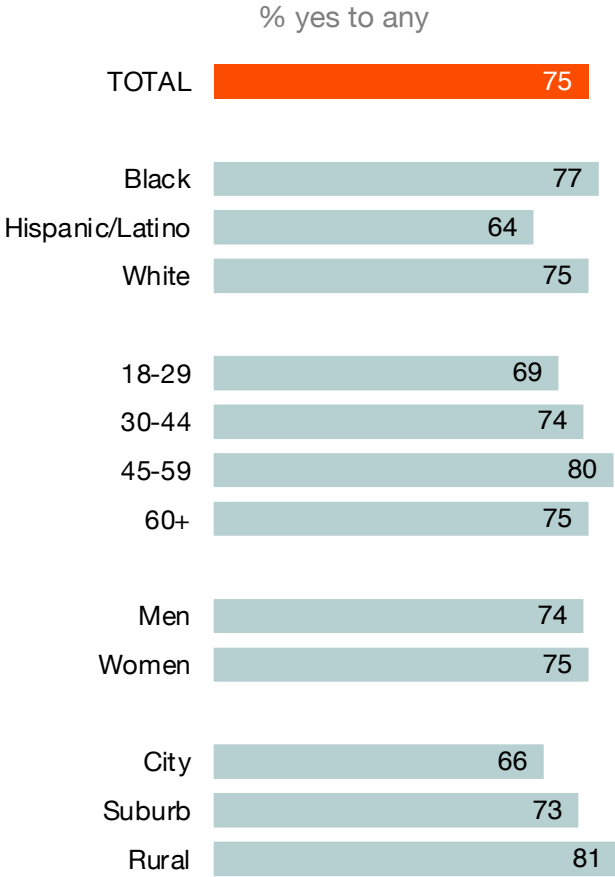
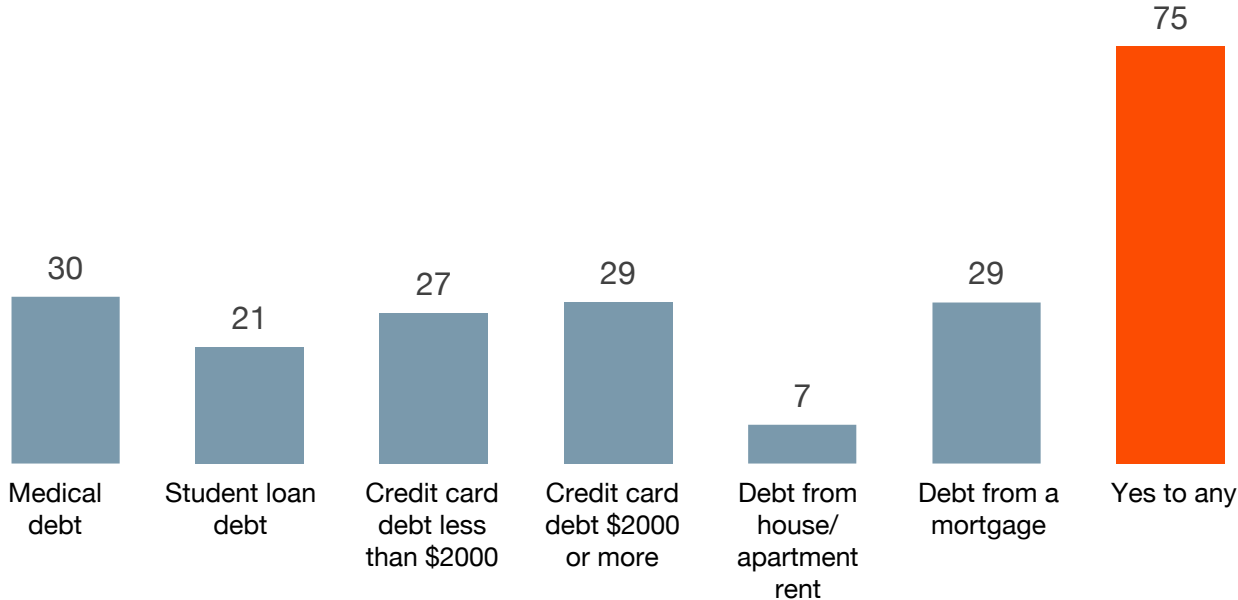


**Debt.**

# Three-quarters of Georgia residents have debt currently.

Those ages 45-59 and those living in rural areas are most likely to be carrying some kind of debt currently.

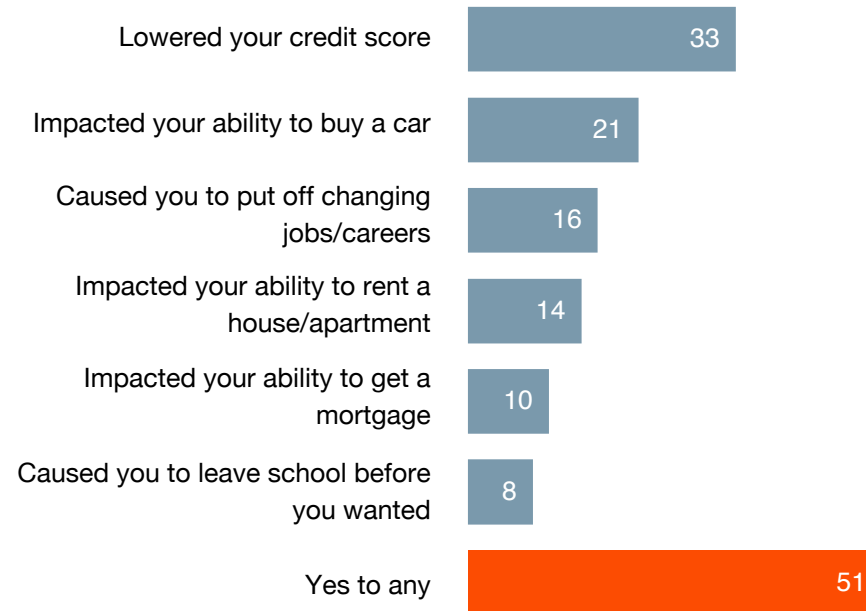
Q: Do you or immediate family members in your household (i.e., spouse, children) currently have any of the following?



# Half of those with debt have had to make trade-offs or faced challenges due to the debt.

Q: IF YES TO ANY DEBT: Has your household debt impacted you in any of the following ways?

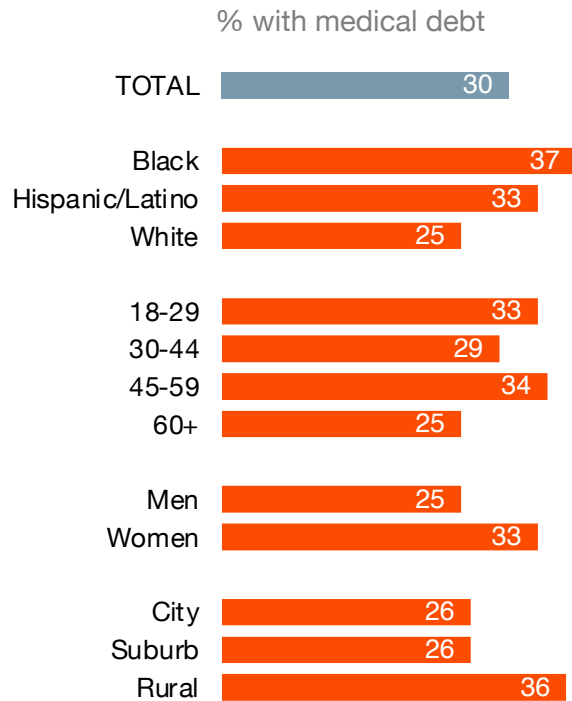
(N = 526)



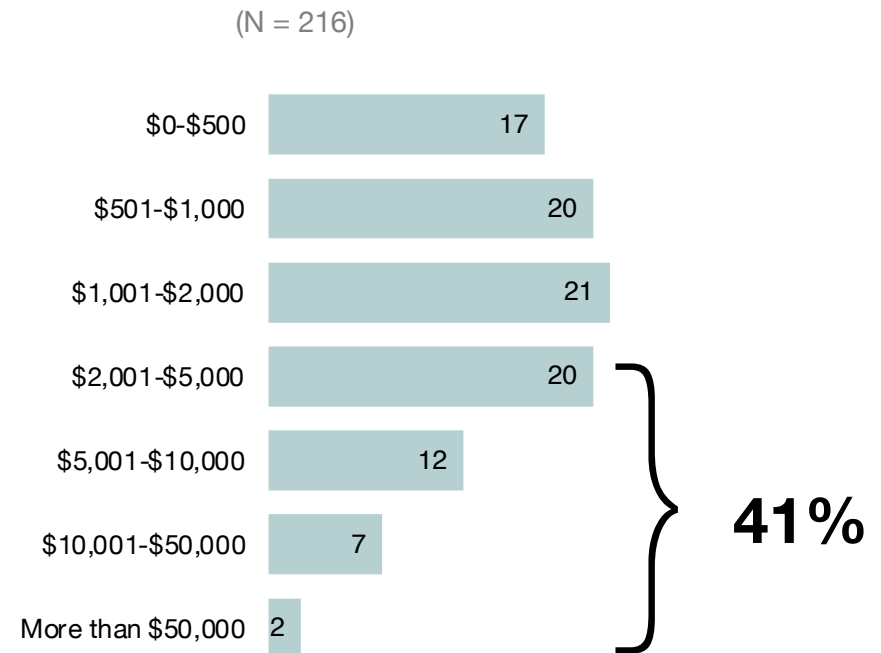
# 3 in 10 Georgia residents currently have medical debt in their households. 4 in 10 of those with debt say it is over \$2,000.

Rural residents, those 45-59, and Black residents are most likely to have medical debt.

Q: Do you or immediate family members in your household (i.e. spouse, children) currently have any of the following?



Q: IF YES TO MEDICAL DEBT How much is your medical debt? An estimate is fine.





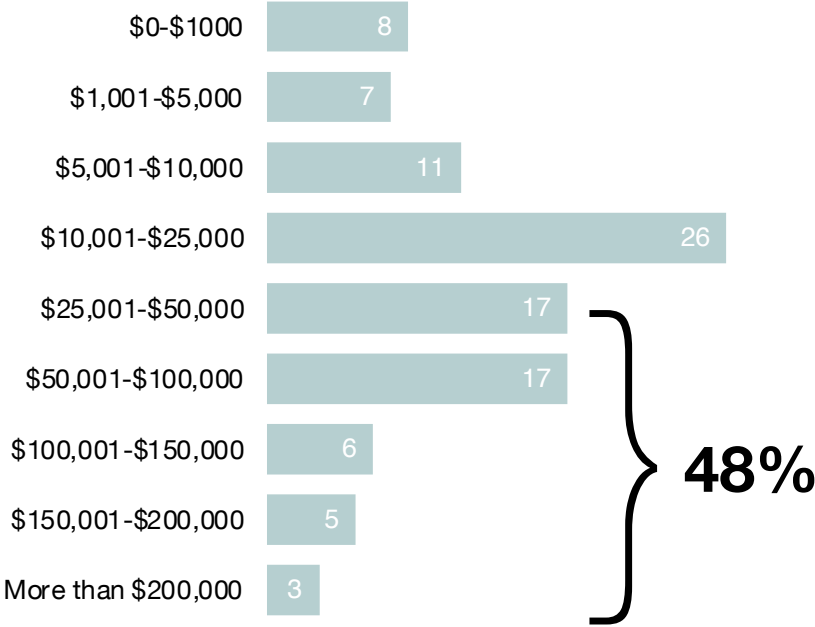
**1 in 5 Georgia households have student loan debt, and for nearly half, that debt is more than \$25K.**

**21%**

Say they or a family member in their household has student loan debt.

Q: IF YES TO STUDENT LOAN DEBT: How much is your student loan debt? An estimate is fine.

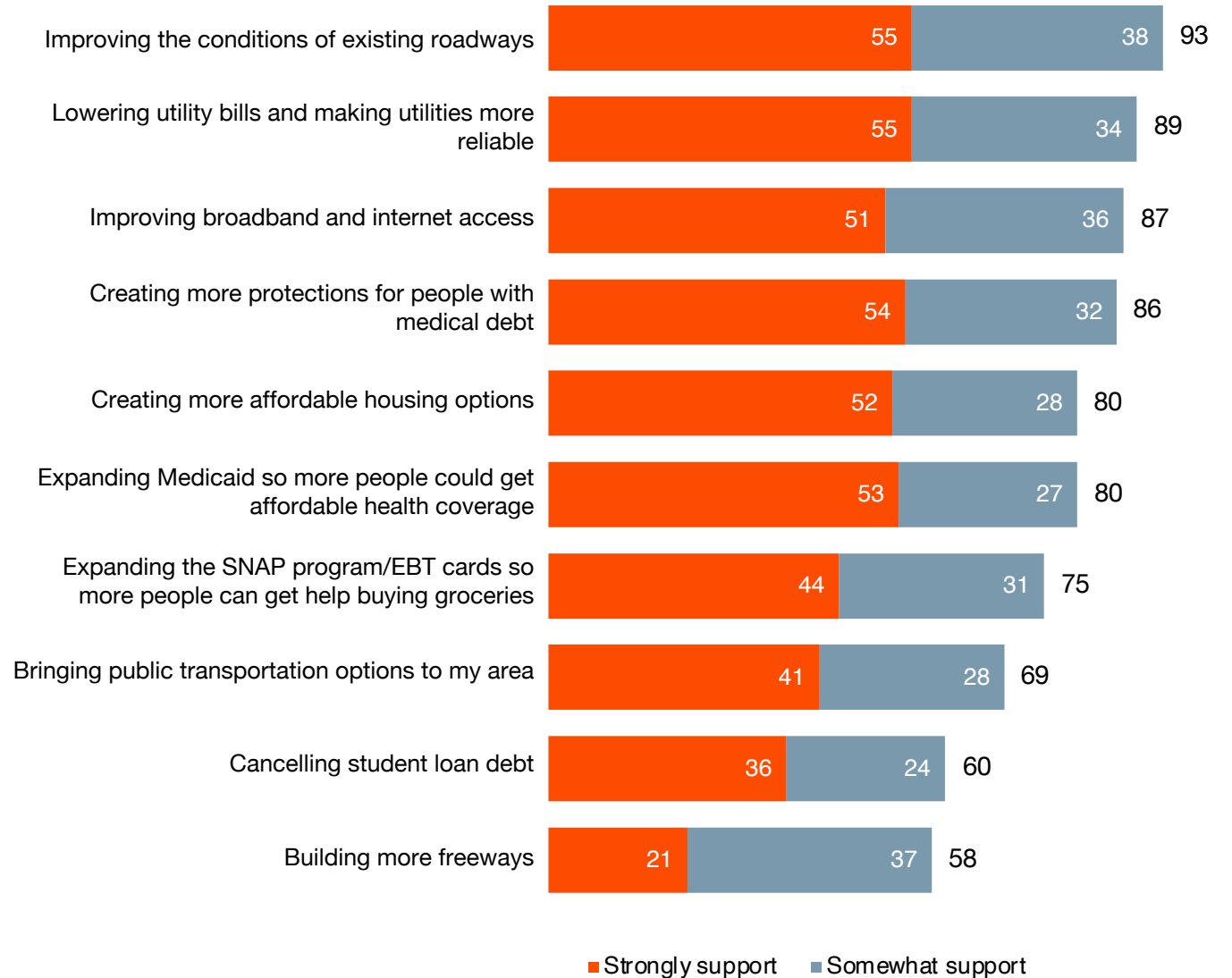
(N = 183)



**Directions for the State.**

# Top policy priorities are improving roadways, lowering utility bills, improving internet access, and protecting those with medical bills.

8 in 10 support expanding Medicaid and creating more affordable housing options. Three-quarters support expanding access to SNAP/EBT cards.



# Georgia residents share beliefs around equal opportunity, including when it comes to access to healthy foods.

89%

Agree with the statement: “Opportunity and success in Georgia for me and my family shouldn’t be determined by zip code, background, or income.”

Black	89%
Latino/Hispanic	87%
White	90%
Democrat	92%
Independent	95%
Republican	85%

88%

Agree with the statement: “Everyone in the state should have equitable access to healthy food regardless of where they live, their income, their race, or any other factors.”

Black	88%
Latino/Hispanic	87%
White	89%
Democrat	91%
Independent	90%
Republican	85%

**Three-quarters of Georgians feel if people work together, it is possible to solve problems. But at the same time, more than 4 in 10 don't feel they have a voice in the state.**

**74%**

---

Agree with the statement: “I feel if my neighbors and community members work together, we can solve the problems we face.”

Black	75%
Latino/Hispanic	80%
White	73%
Democrat	77%
Independent	77%
Republican	70%

**46%**

---

Say they don't feel like they have a voice in what happens in their state.

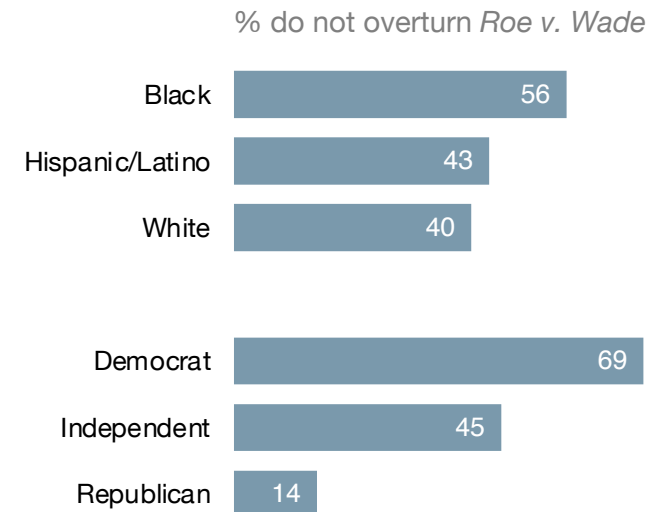
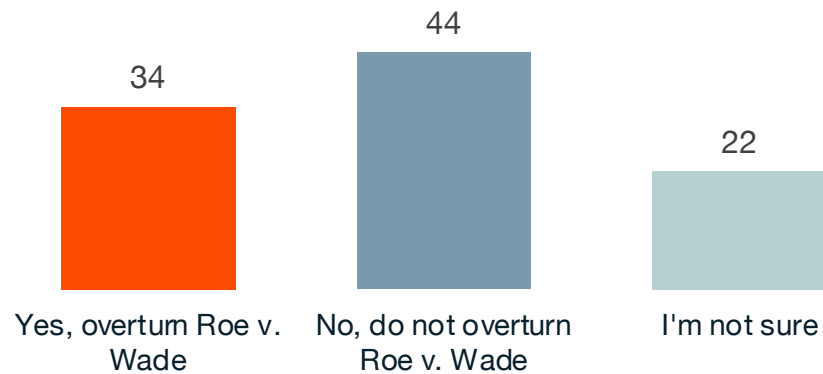
Black	35%
Latino/Hispanic	43%
White	53%
Democrat	48%
Independent	44%
Republican	49%

**Abortion.**

# Georgia residents prefer keeping *Roe v. Wade* intact as opposed to overturning it but 1 in 5 are unsure.

Democrats and Black voters feel particularly strongly about not overturning *Roe v. Wade*.

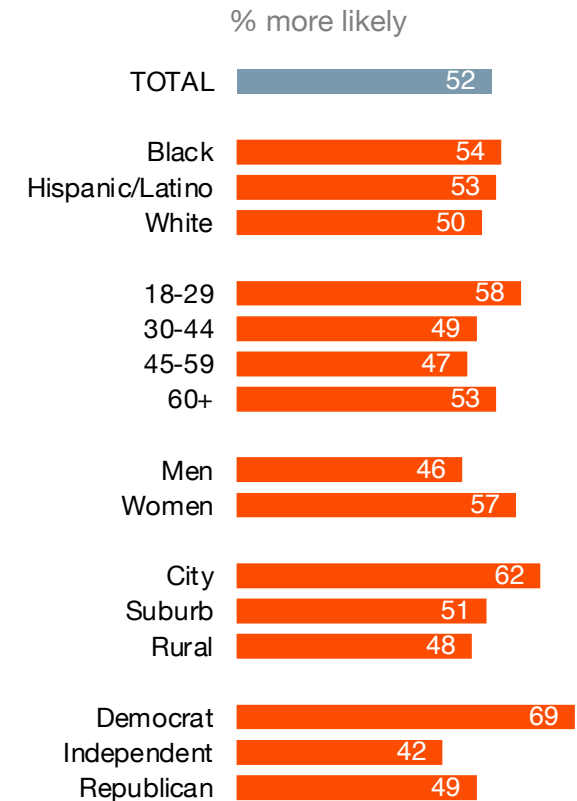
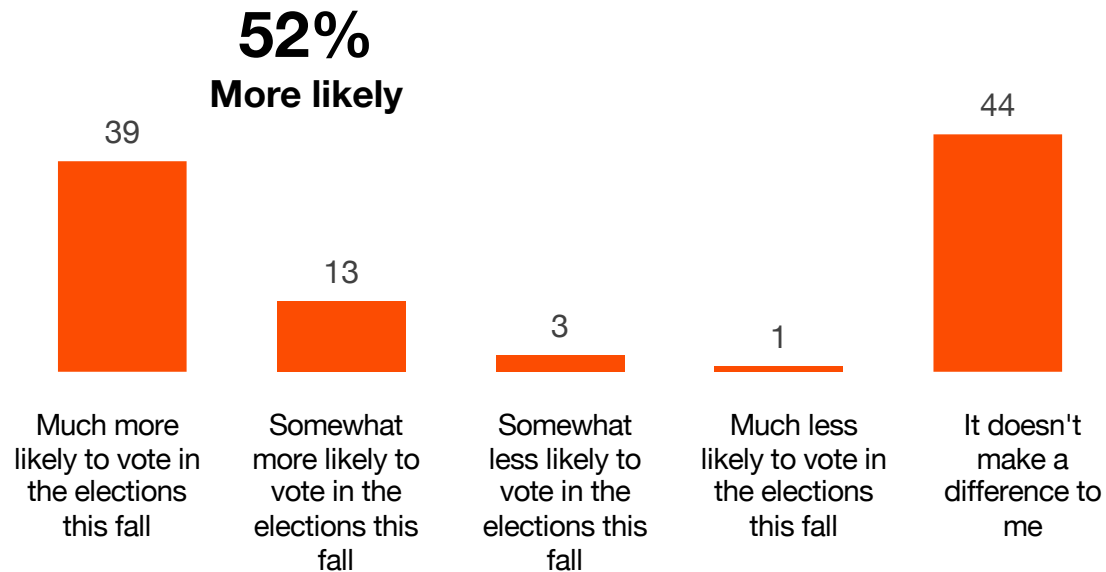
Q: In 1973, the Supreme Court's *Roe v. Wade* decision established a woman's constitutional right to have an abortion. Would you like to see the Supreme Court overturn its *Roe v. Wade* decision, or not?



# The Supreme Court overturning *Roe v. Wade* may motivate more than half of Georgia residents to vote in the midterms.

Democrats, those living in cities, young adults, and women are most motivated.

Q: The Supreme Court is potentially going to overturn *Roe v. Wade*. This ruling would take away people's right to access abortion. It will also allow states to ban abortion. Does this make you feel:





**PERRY  
UNDEM**